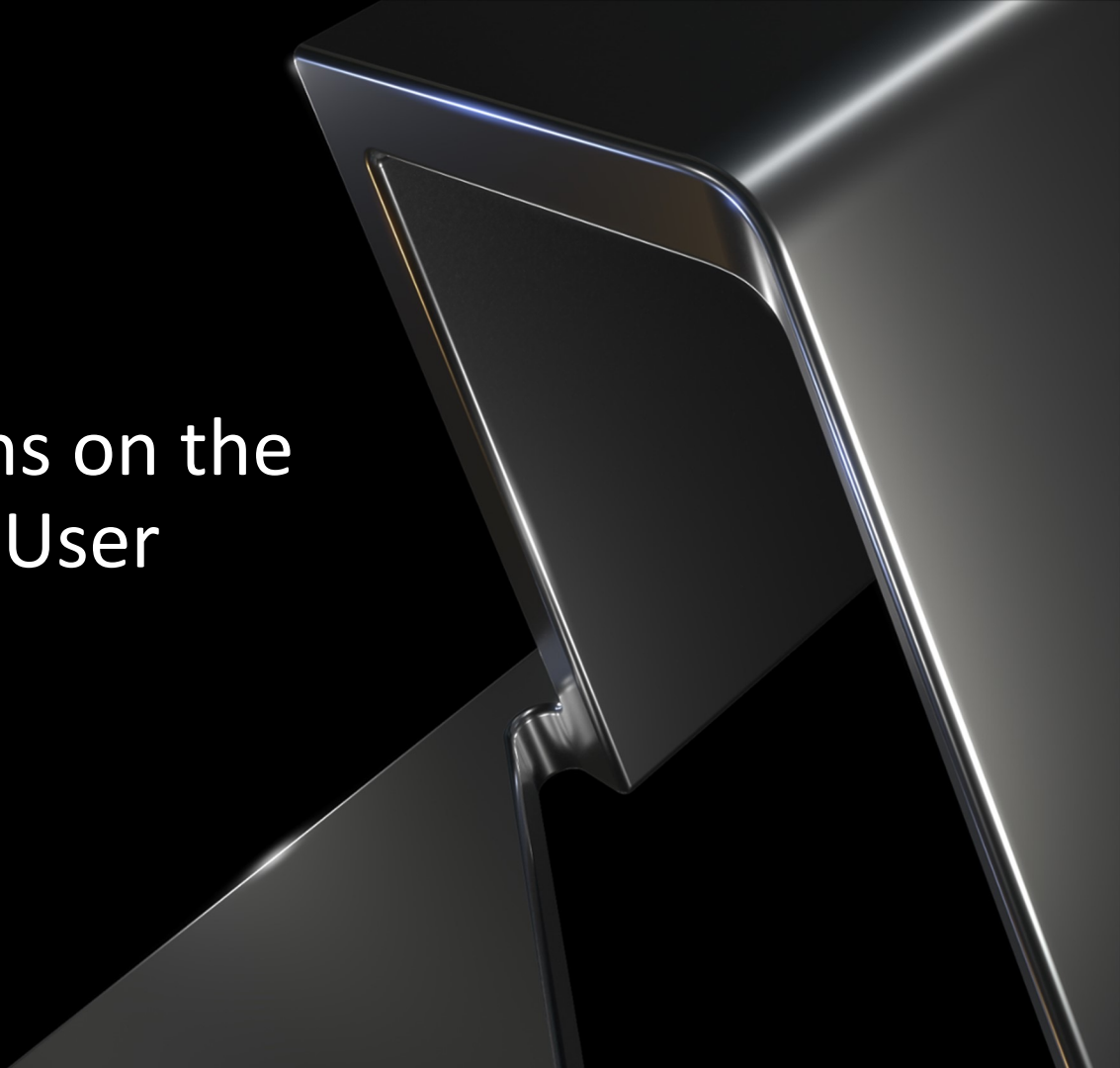


Busting the Top Myths on the Transition to Named User

Noelle Ruiz

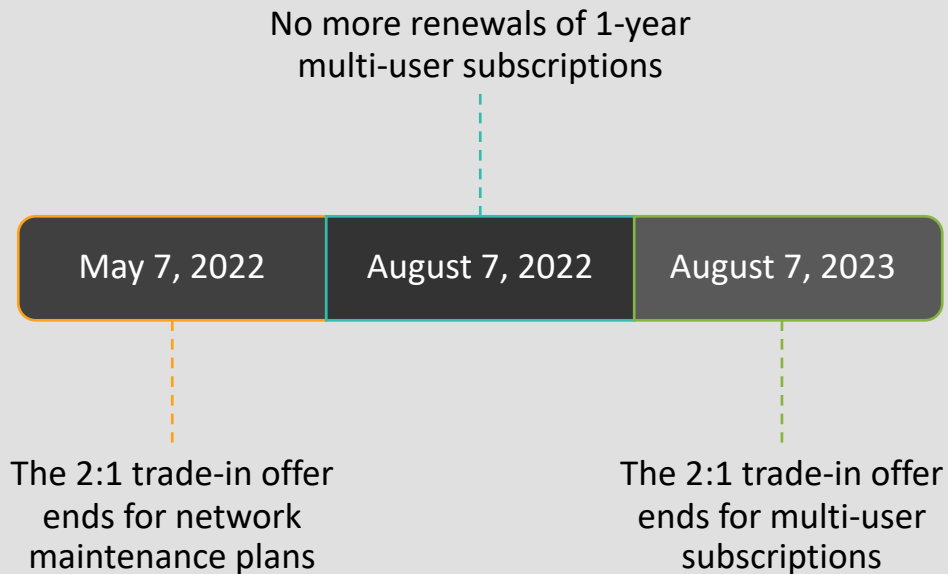
Senior Marketing Specialist

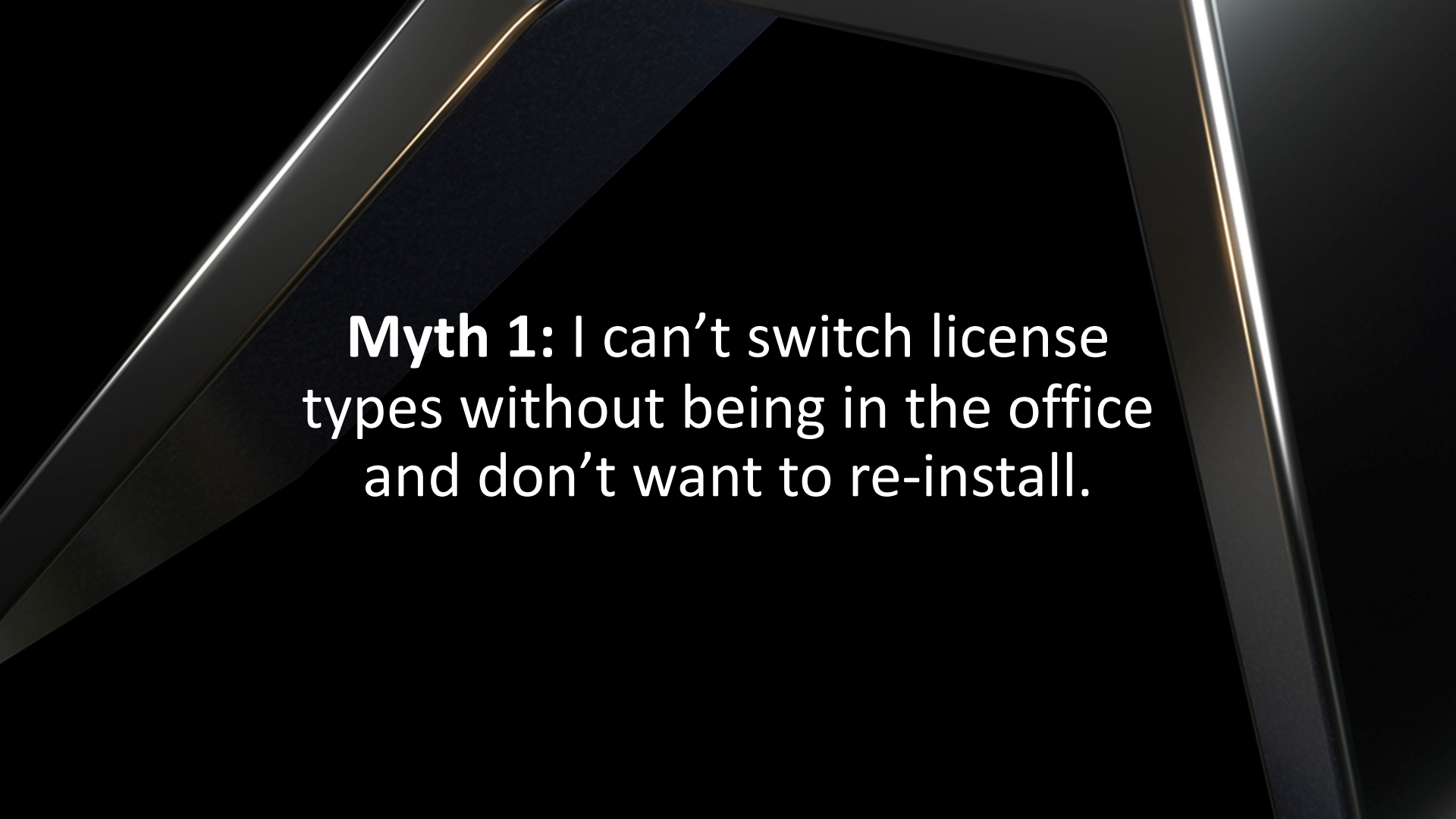


Agenda

- Recap of multi-user trade-in offer
- Top myths to bust
 1. I can't switch license type without being in the office and don't want to re-install
 2. I'm going to lose my previous version access
 3. I must add and assign all users manually
 4. My users are going to start getting Autodesk emails that will confuse them
 5. My users must sign in every day and stay online to use the software
 6. The reports you're giving me aren't useful
- Resources & next steps

Key Dates






Myth 1: I can't switch license types without being in the office and don't want to re-install.

Change license type easily

- Manual or automated
- Can be done remotely or in the office
- Reinstall is not needed (even for Suites → Collection)

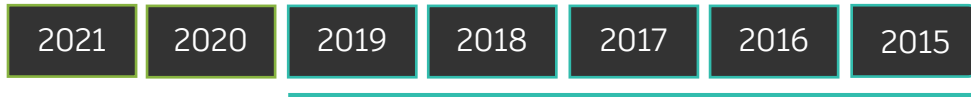




Myth 2: I'm going to lose my
previous version access.

Access up to 5 previous versions

- You can access up to 5 previous versions of your product automatically via AVA.
 - When a new version is released, that becomes the current version, and the oldest version becomes unsupported
 - Remember, Autodesk products have different release days



Which product are you looking for?

autocad ×

AutoCAD 2021

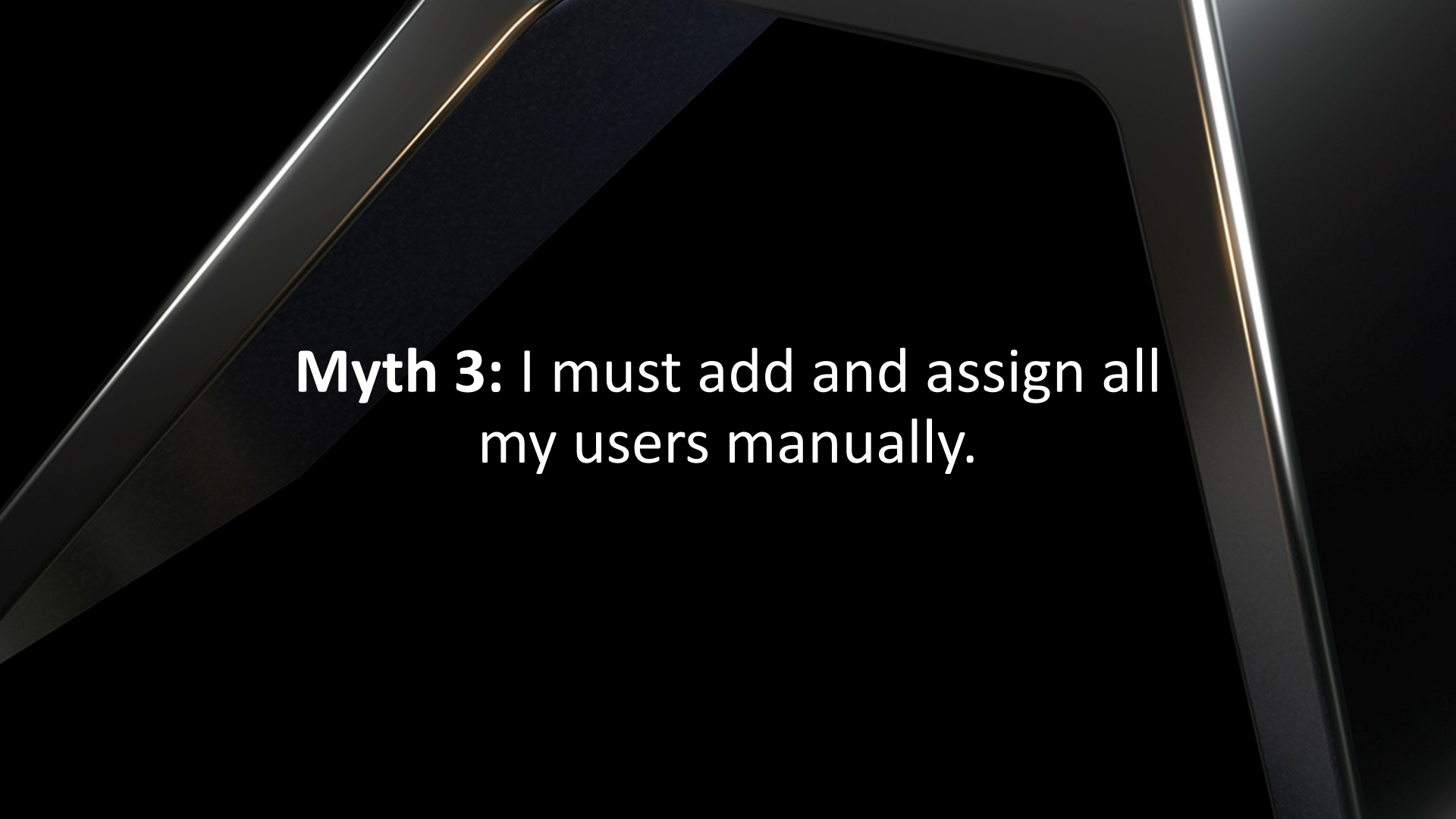
AutoCAD 2020

AutoCAD 2019

AutoCAD 2018

AutoCAD 2017

AutoCAD 2016



Myth 3: I must add and assign all my users manually.

User management features in Standard plan

Pro tip: Start adding your users NOW – don't wait until 30-day transition period

The screenshot shows a modal window titled "Invite users" with a close button (X) in the top right corner. Inside the modal, there are three tabs: "Invite Single", "Import", and "New". The "Import" tab is selected. Below the tabs, there is a text instruction: "Invite users to the selected team by uploading a CSV file." and a blue button labeled "Upload CSV file". Below this, there is a section titled "Import instructions" which contains a bulleted list: "Create or export a comma-separated file (CSV) listing the users to import: Add one line per entry following the format described below. Row 1 is ignored; begin your entries on row 2." Below the instructions is a table with 4 columns: a selection column, "A", "B", and "C". The table has two rows of data: Row 1 (header) with "First name", "Last name", and "E-mail address"; Row 2 (data) with "John", "Smith", and "jsmith@email.com". Below the table, there is another bulleted list: "Users that already exist in your team will be ignored." At the bottom of the modal, there are two buttons: "Cancel" and "Send invite".

	A	B	C
1	First name	Last name	E-mail address
2	John	Smith	jsmith@email.com

Bulk import & assign


The screenshot shows the user management interface. On the left, there is a dark sidebar with a menu. The "User Management" section is expanded, showing options: "By User", "By Product", and "By Group". The "By Group" option is highlighted with a green oval and has a "New" button next to it. On the right, there is a light blue panel with a header "Architects" and two statistics: "20 Users added" and "1 Product assigned". Below these are buttons "Add users" and "View assignments". Below this, there is a section titled "Architects product access" with two sub-sections: "Assigned (1)" showing "AutoCAD LT" and "Not assigned (3)" showing "AutoCAD Civil 3D" and "Revit".

NEW: Groups

User management features in Premium plan

Further automate user management

Sign in



Email

NEXT

NEW TO AUTODESK? [CREATE A NEW ACCOUNT](#)

ACME


Username

Password

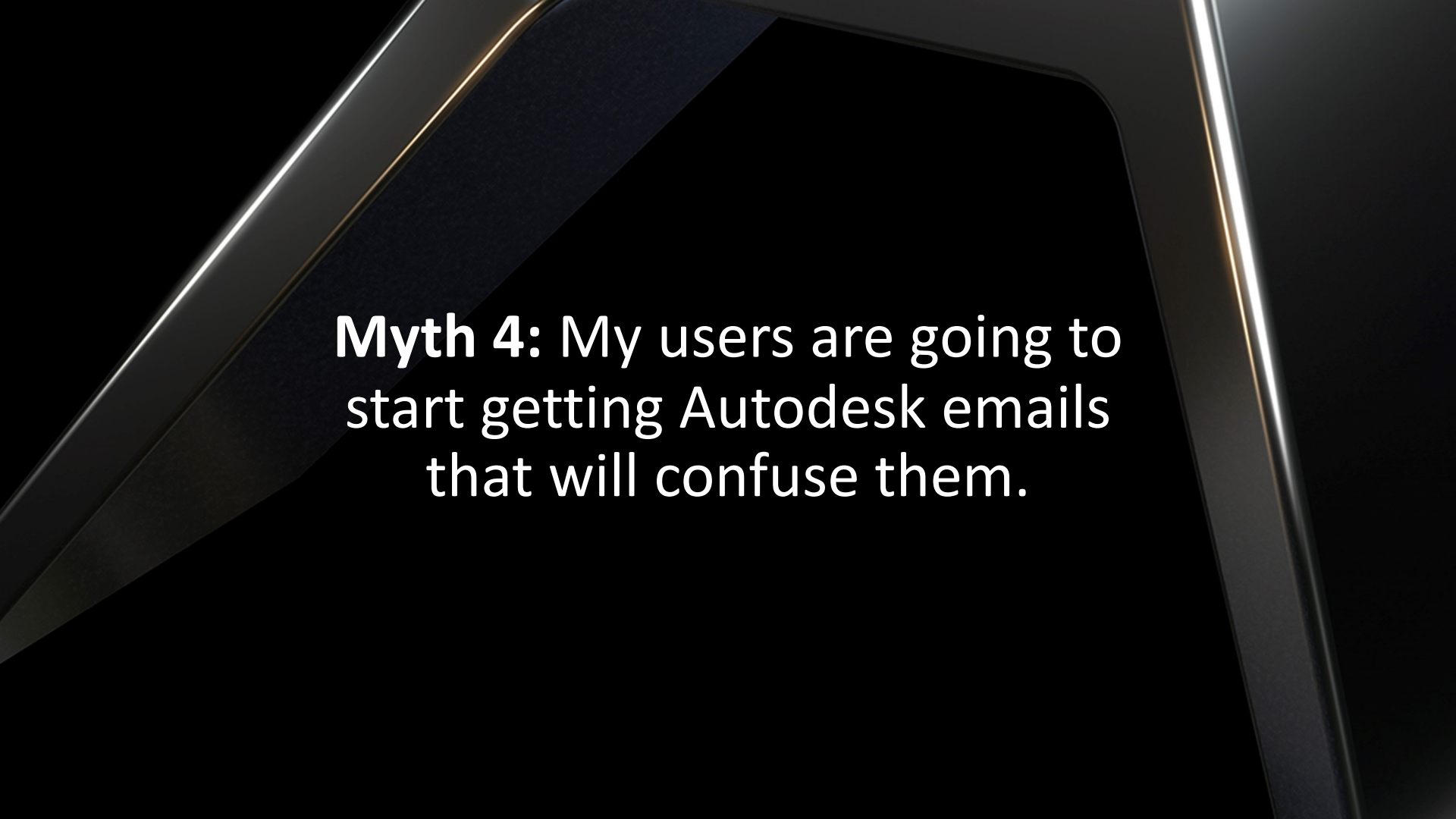
Sign In

© ACME Corp

User creation via single sign-on



Coming Soon: Active Directory Group Sync



Myth 4: My users are going to start getting Autodesk emails that will confuse them.

Users will only be notified of new information



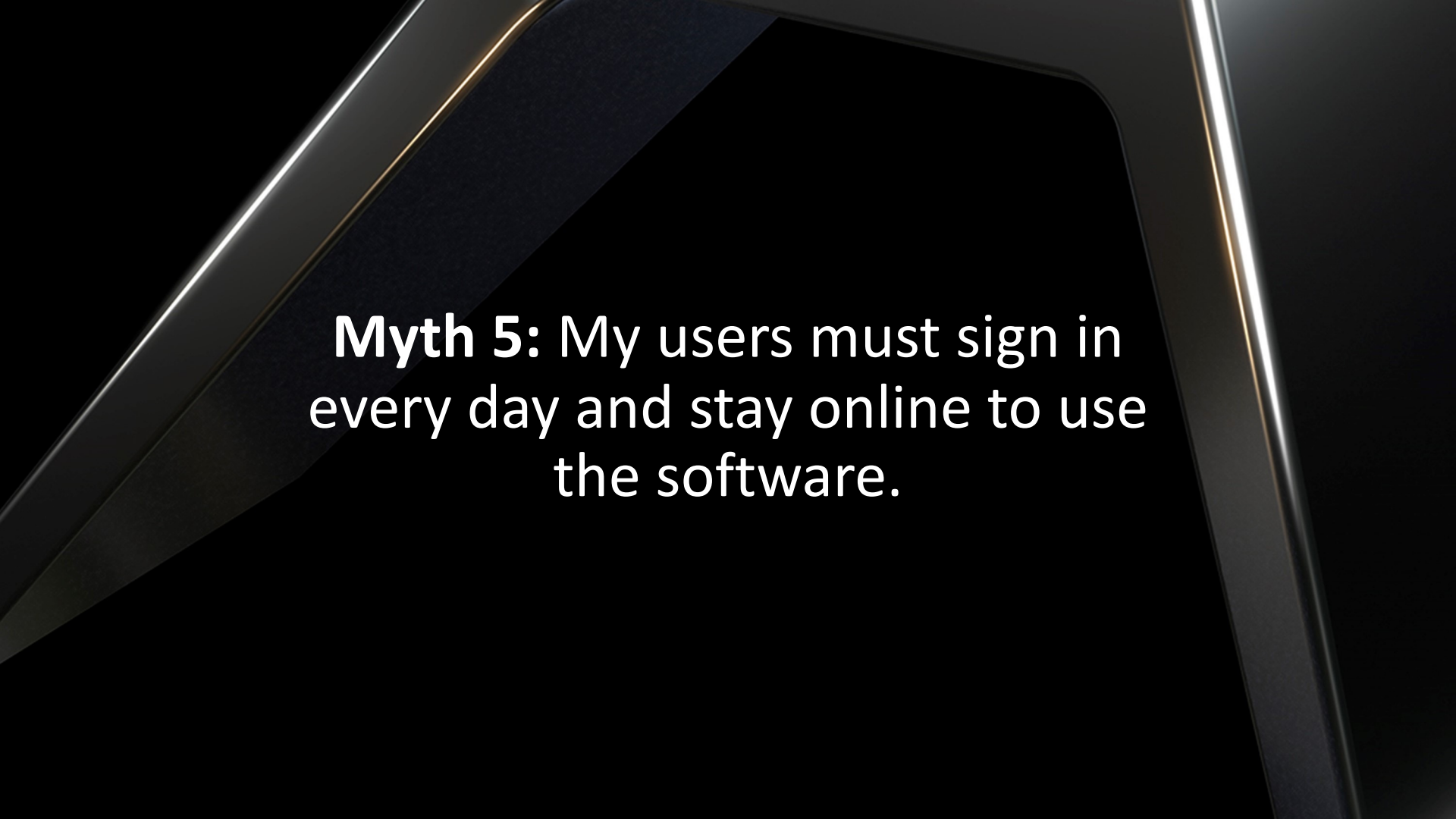
New account creation



New product assigned
to them



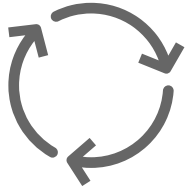
Users can choose to
receive educational
emails or not



Myth 5: My users must sign in every day and stay online to use the software.

Users stay signed in and can work offline

Optimized to keep users up and running




Sign in details are cached for 15 days, even if the users open and close the product



Users can work offline for up to 30 days for single-user subscription (Flex is only 24 hours)



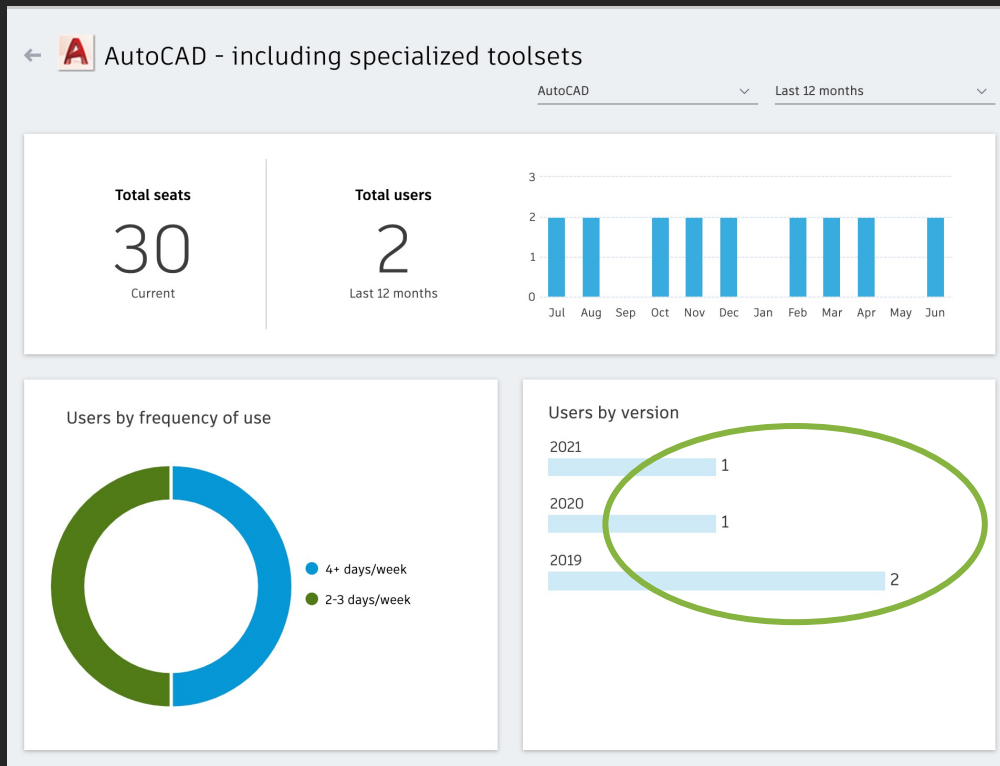
If some users need more than 30 days, talk to your Autodesk rep or partner about alternatives



Myth 6: The reporting you're giving me isn't helpful.

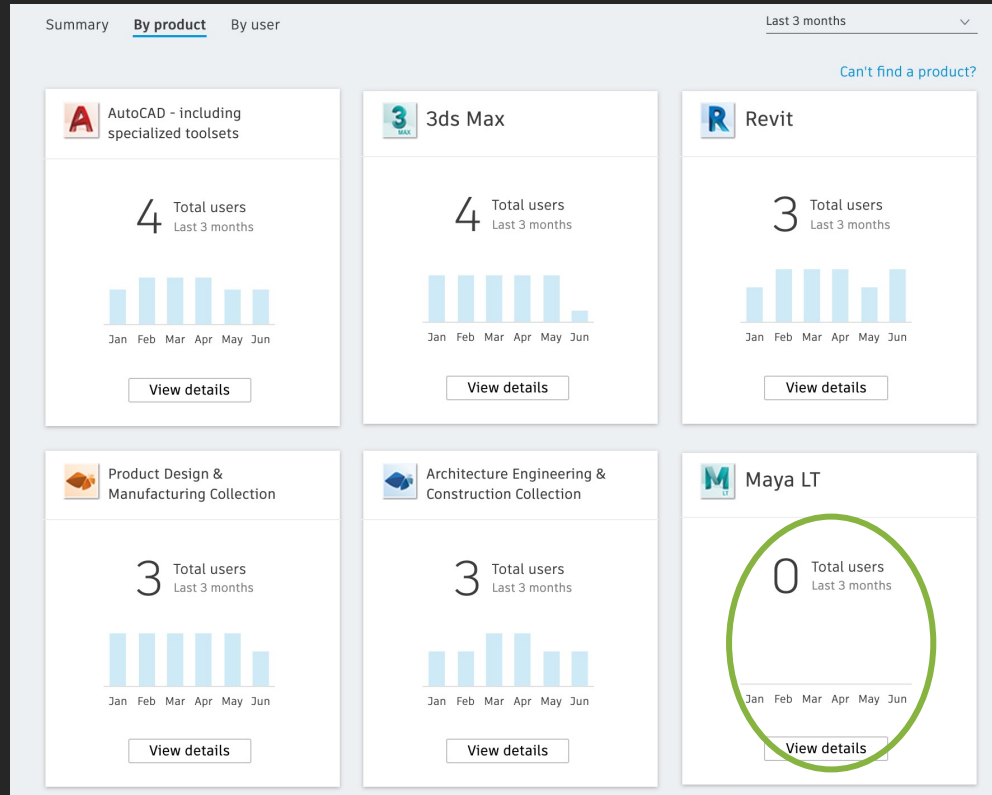


OLD PRODUCT
VERSION



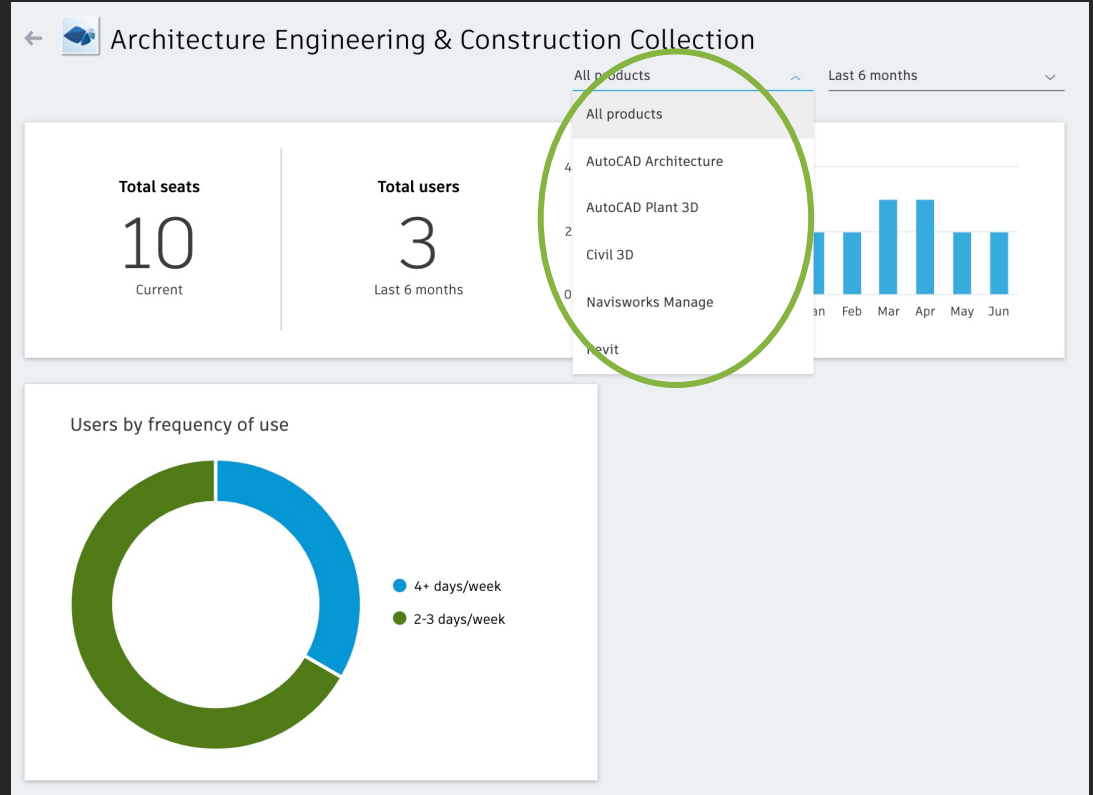


LOW USAGE: 0-1
DAYS





UNDER-UTILIZED INDUSTRY COLLECTION



Act on insights for admins and users

Intelligence on top of the data

Team insights

See all team insights

Inactive

5 Products

Last accessed



Under-assigned

1 under-assigned product


Under-assignment occurs when a number of available seats are not assigned to users.

Note: It can take up to 24 hours for seat assignment changes to show up in insights.



Data last processed on Sep 9, 2020 2:12 PM

Is this insight helpful?  



Product with most available seats

 **Revit**
Team: San Francisco Office - 469700

7 of 12 seats available

 Assigned seats  Available seats

[View usage details](#) [Add seats](#)

Is this insight helpful?  

[See all inactive users](#)

Team insights for admins

AutoCAD

to better organize your files for

rely on model space to organize outputs and page setups can help to tasks.

Your Avg	Your Top
460 KB	256 MB
65	187
0	12
2	9
25	350

[Learn more](#)

s can enhance your efficiency. commands from the ribbon. Using reduce the time it takes to start a

	Your Avg	Your Top
File size	460 KB	256 MB
Layers	65	187
►Xrefs	0	12
►Layouts	2	9

	Your Total Uses	Your Ribbon Uses	Alias
ERASE	120	82% (98)	E
HATCH	83	72% (60)	HA
FILLET	240	65% (155)	F
DIST	134	55% (74)	DI
OFFSET	229	43% (99)	O

Personal insights for AutoCAD users

Tell us about you:

CURRENT PRODUCTS

AutoCAD ▼	Full-priced multi-user su... ▼	20	
AutoCAD ▼	Discounted multi-user su... ▼	20	×
Revit ▼	Network maintenance ▼	15	×
Building Design Su... ▼	Network maintenance ▼	5	×
<input type="text" value="Add product"/> +			

Next

Available product upgrade options:

YOUR PRODUCTS

AutoCAD
AutoCAD
Revit
Building Design Suite Premium

UPGRADE TO COLLECTION

No upgrade ▼
No upgrade ▼
AEC Collection ▼
AEC Collection ▼

Previous

Next

Great! Let's get a few more details now:

LICENSE AND SERVER INFO

How many users do you currently manage?	80
On average, how many new users do you provision software for each quarter?	3
How many servers do you currently use to host Autodesk software?	2

Previous

Next

1: Enter your products

2: Choose to upgrade

3: Answer a few more details

Autodesk.com/named-user-roi

< Standard plan

Premium plan

SAVE

\$ 10265 + 100:30 Hrs

PER QUARTER*

Estimated cost savings*

Licenses	\$ 9900.00
Servers	\$ 365.50

Estimated time savings*









User uptime	4:00 Hrs
User productivity	96:00 Hrs
User onboarding	0:30 Hrs



Current products, plan, and price

PRODUCT	CURRENT PLAN	QUANTITY	PRICE	TOTAL
AutoCAD	Full-priced multi-user subscription	20	\$ 2820.00	\$ 56400
AutoCAD	Discounted multi-user subscription	20	\$ 650.00	\$ 13000
Revit	Network maintenance	15	\$ 1405.00	\$ 21075
Building Design Suite Premium	Network maintenance	5	\$ 1705.00	\$ 8525
Products total		60		\$ 99000
Additional costs				
Usage reporting tool				\$ 2000
Total current costs				\$ 101000

New products, plan, and price

UPGRADES	QUANTITY	PRICE	TOTAL
AutoCAD	40  	\$ 1410.00	\$ 56400
AutoCAD	40  	\$ 342.50	\$ 13700
AEC Collection	30  	\$ 745.00	\$ 22350
AEC Collection	10  	\$ 745.00	\$ 7450
Standard plan total	120		\$ 99900
Upgrade to Premium for an additional \$300 per subscription			+ \$ 36000
Premium plan total			\$ 135900

Additional resources

- [Autodesk.com/transition-to-named-user](https://autodesk.com/transition-to-named-user)
- [Autodesk.com/foursteps](https://autodesk.com/foursteps)
- [Autodesk.com/subscription-changes-forum](https://autodesk.com/subscription-changes-forum)



The background features four abstract, dark, metallic-looking geometric shapes in the corners, resembling stylized computer monitors or architectural elements. They are arranged in a square pattern, with each shape occupying one of the four quadrants. The shapes have sharp edges and reflective surfaces, creating a modern, high-tech aesthetic.

AUTODESK UNIVERSITY

Autodesk and the Autodesk logo are registered trademarks or trademarks of Autodesk, Inc., and/or its subsidiaries and/or affiliates in the USA and/or other countries. All other brand names, product names, or trademarks belong to their respective holders. Autodesk reserves the right to alter product offerings, specifications and pricing at any time without notice, and is not responsible for typographical or graphical errors that may appear in this document.

© 2021 Autodesk. All rights reserved.